


## HYDRAULIC COUPLERS



- ✓ Low flow and high flow couplers, from 6 to 40 litres/min.
- ✓ 700 and 1.000 bar couplers have 3/8"-18 NPT thread. 1.500 bar couplers have 1/4"-BSP thread.
- ✓ Male and Female couplers can be supplied separately.
- ✓ Steel dust cup available for AZ3120, AZ3140 and AZ3141 couplers.
- ✓ AZ3321, AZ3322, AZ3324, AZ3325, AZ3341, AZ3344 and AZ3345: ball quick couplers to guarantee easy and quick connection.
- ✓ AZ3120, AZ3140 and AZ3141: standard high flow couplers.
- ✓ AZ3220 and AZ3240: low flow couplers. Only used in Maintenance Sets.
- ✓ All standard cylinders are supplied with AZ3140 female coupler.
- ✓ All cutters are supplied with AZ3321 male ball coupler.



### WARNING

**Never disconnect the hose when the system is pressurized.  
Never exceed the maximum working pressure of the hose.**



Apply 2 rounds of Teflon around all 3/8" NPT threads of the system, in the thread direction, leaving the first thread uncovered to prevent the tape breaking and entering the hydraulic system. Torque: 80 Nm.



HYDRAULIC COUPLERS



Type **AZ3**

Capacity **6 - 40 l/min**

Max. pressure **700 - 1.500 bar**

Steel dust cup available:  
**AZ3144** for female couplers **AZ3140** and **AZ3141**  
**AZ3124** for male coupler **AZ3120**



Plastic dust cup **AZ3103** available  
 to suit **AZ3120**, **AZ3140** and **AZ3141** couplers

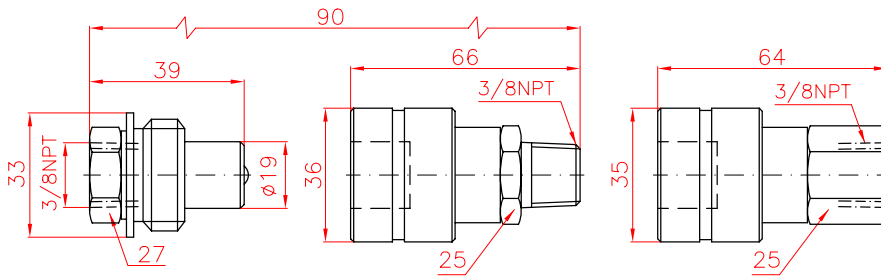


HIGH FLOW COUPLERS 700 BAR

**AZ3120**

**AZ3140**

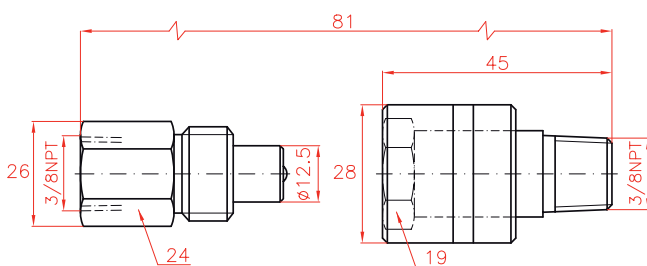
**AZ3141**



LOW FLOW COUPLERS 700 BAR

**AZ3220**

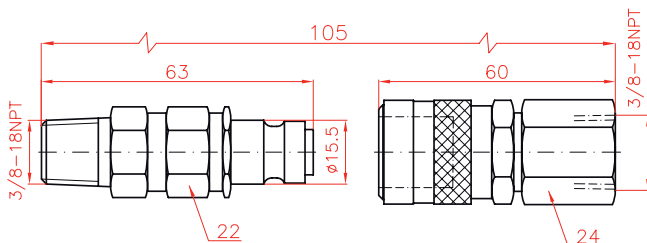
**AZ3240**



1.000 BAR BALL COUPLERS

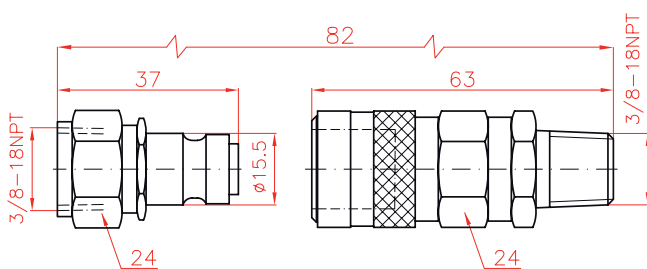
**AZ3321**

**AZ3341**



**AZ3325**

**AZ3345**

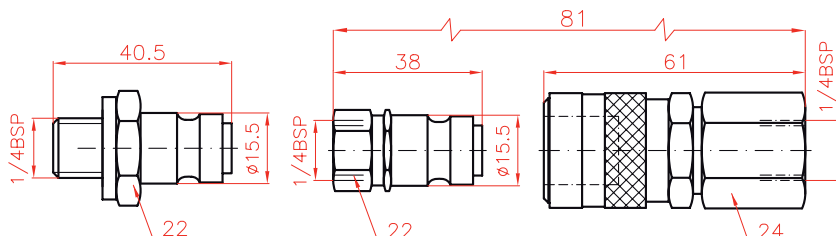


1.500 BAR BALL COUPLERS

**AZ3322**

**AZ3324**

**AZ3344**



Flow l/min	Coupling	Model LARZEP	Thread	Pressure bar
40	Male	<b>AZ3120</b>	Female 3/8"NPT	700
	Female	<b>AZ3140</b>	Male 3/8"NPT	700
	Female	<b>AZ3141</b>	Female 3/8"NPT	700
7	Male	<b>AZ3220</b>	Female 3/8"NPT	700
	Female	<b>AZ3240</b>	Male 3/8"NPT	700
6	Male	<b>AZ3321</b>	Male 3/8"NPT	1.000
	Male	<b>AZ3325</b>	Female 3/8"NPT	1.000
	Female	<b>AZ3341</b>	Female 3/8"NPT	1.000
	Female	<b>AZ3345</b>	Male 3/8"NPT	1.000
6	Male	<b>AZ3322</b>	Male 1/4"BSP*	1.500
	Male	<b>AZ3324</b>	Female 1/4"BSP*	1.500
	Female	<b>AZ3344</b>	Female 1/4"BSP*	1.500

\*Cone 120°

**AZ3321**, **AZ3322**, **AZ3324** and **AZ3325** male couplers  
 are connectable with  
**AZ3341**, **AZ3344** and **AZ3345** female couplers

Ref. AZ3322 without valve.